

→

By: Maria Wack
May 6, 2026

Experience Design 1 Final Presentation

Semester Overview



This semester, we were encouraged to build upon the processes and ideas learned in our various Media Arts classes. I started in January with a long list of concepts that combined earlier projects with new skills that I wanted to explore.

Early Proposals

- 01** Learn projection mapping
- 02** Work with stained glass
- 03** Explore video editing software
- 04** Finish Animations
- 05** Experiment with organic dyes & materials
- 06** Woodworking
- 07** 3D modeling & prototypes
- 08** Expanding on designed IOS applications



01

Projection Mapping


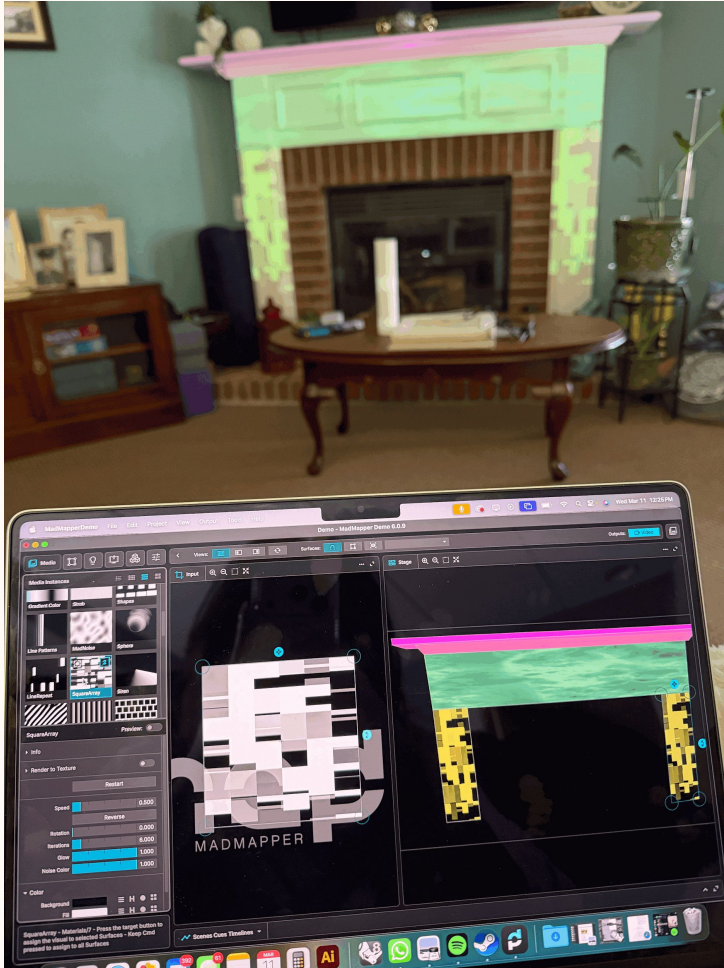
Inspiration


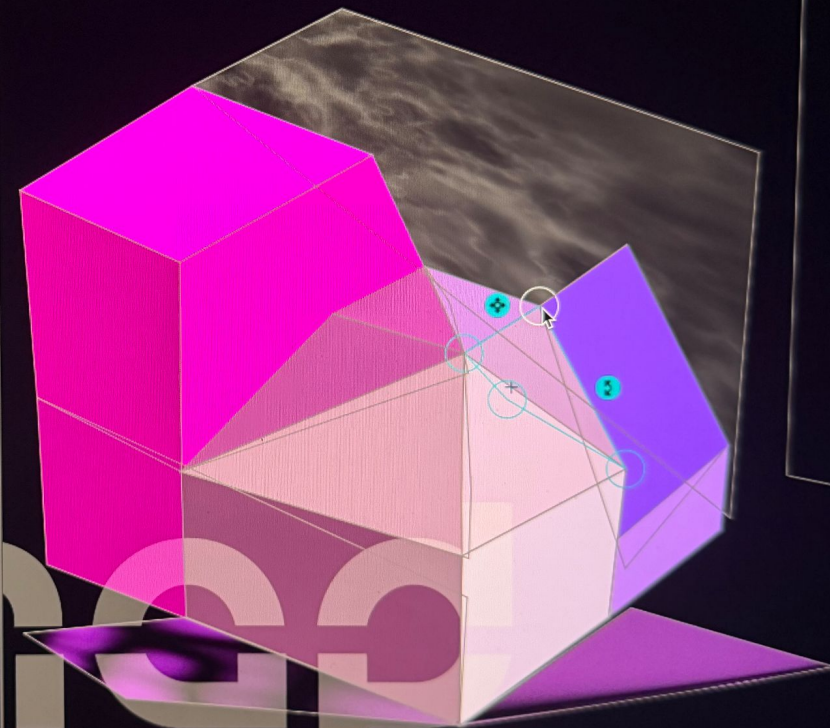
Lightform's Website - Examples of Projection Mapping

<https://lightform.com/projects/joshua-tree-renegade>

& creators like Nick Greenawalt










02

Pittsburgh Animation



Time-lapse Replay

00:01:02:19





03

Adobe After Effects



Creative Experiment: Stained Glass

I explored the use of stained glass as a new material, discovered it didn't match my goals for the semester, and redirected my thinking toward projection mapping and my other unfinished animations.





Though I do not have a portfolio ready piece to show you today, I plan to take what I learned this semester and apply it to projects over the Summer in preparation for Experience Design 2.

What's Next?

What's Next?

Plans for further refinement and expansion

Projection Mapping

I will continue working with MadMapper, and hopefully incorporate it into my Senior Studio space. My next step is to try integrating motion graphics via After Effects.

Animations in progress

I would really like to highlight my animations in my portfolio, and will need to dedicate time into finishing them over the Summer. I am hoping that the software I've learned will allow me to better achieve my vision for each of them.

Portfolio & Personal Brand

I will use my time over the Summer to focus on creating a stronger artistic Identity. I need to start thinking of the experience I want to create with my portfolio, and incorporating what I learned from the XD2 students this semester into my current projects.



Thank You!

CREDITS: This presentation template was created by **Slidesgo**, and includes icons by **Flaticon** and infographics & images by **Freepik**